



**Most Trusted Traveling Irrigation Systems  
Since 1964**



**Ag-Rain Water-Reels®**



## Grain, Row Crops & Forage



## Agriculture & Turf

- Ideal for irregularly shaped fields or where center pivots are not feasible
- Portability allows you to cost effectively irrigate multiple locations
- Increases yields on row crops, vegetables and produce by applying water on demand

## Fruit, Vegetable & Nut Crops



## Polo Fields




- Softens hard spots and improves playability, protecting horse and rider
- Quickens re-growth in heavy use areas
- Beautifies polo fields & grounds

## Slurry



- Provides a simple, and low cost alternative to traditional slurry disposal methods
- Avoids excessive soil compaction problems associated with tank wagon and drag lines

## Wastewater Disposal



- Engine drive allows for higher retraction speeds
- Applies water or liquid waste with superior uniformity as compared to stationary gun systems

**Portable • Reliable • Simple • Automatic • Affordable**


Model	Tube Inner Diameter x Length	Irrigated Width	Irrigated Length	Irrigated Acres per Run	GPM Range	Inlet PSI Range	Booster Pump Option	Chassis Size
T23x600	2.3" x 600'	154'-203'	677'-702'	2.4-3.3	74-183	74-148	Available	AA
T25x750	2.5" x 750'	154' - 207'	831' - 857'	2.9 - 4.1	74 - 177	72 - 141	Available	ST2
T27x980	2.7" x 980'	154'-203'	1057'-1082'	3.7-5.0	74-152	71-128	Available	ST3
T30x660	3.0" x 660'	186'-253'	753'-787'	3.2-4.6	125-330	72-140	Available	ST3
T30x980	3.0" x 980'	172'-243'	1066'-1101'	4.2-6.2	100-275	71-144	Available	ST4
T30x1200	3.0" x 1200'	186'-232'	1293'-1316'	5.5-7.0	125-240	81-150	Available	ST5
T33x1120	3.3" x 1120'	200'-252'	1220'-1247'	5.6-7.3	165-330	81-144	Available	ST5
T37x1080	3.7" x 1080'	200'-266'	1180'-1213'	5.4-7.4	165-415	71-143	Available	ST5
T37x1220	3.7" x 1220'	210'-266'	1325'-1353'	6.4-8.3	205-415	79-151	N/A	ST6
T40x1250	4.0" x 1250'	228'-305'	1364'-1404'	7.1-9.9	230-535	77-164	N/A	ST6
T40x1320	4.0" x 1320'	228'-298'	1434'-1469'	7.5-10.0	230-480	78-150	N/A	ST7
T45x1150	4.5" x 1150'	233'-321'	1267'-1310'	6.8-9.7	277-695	73-148	N/A	ST7
T41x1476	4.1" x 1476'	228'-299'	1590'-1625'	8.3 - 11.2	230-539	77-154	N/A	MF3
T45x1250	4.5" x 1250'	233'-321'	1367'-1410'	7.3 - 10.4	277-695	74-153	N/A	MF3

All models listed are available in engine drive for an additional charge. For engine drive, model names begin with "E" instead of "T" (Example: T37x1080 = E37x1080). All irrigated widths and lengths are based on 70% of actual wetted dimensions and may vary due to wind conditions and sprinkler specifications. System inlet pressures shown above are for Turbine Drives. Engine Drives will be approximately 10 PSI lower.



## Standard Features

- Adjustable width gun cart which allows for offset gun operation and added width for stability
- Travel speed digital tachometer
- Automatic drive system shut down at end of run
- Tube mis-wrap safety shutoff
- Speed Compensator for consistent retraction speeds throughout run
- Dual axle chassis on ST7 models
- Pressure gauge at water inlet
- Rotating Turntable
- All models are available in Turbine or Engine Drive



## Optional Features

- All machines are available with optional gas engine drive
- Kifco stocks a wide variety of Nelson and Komet guns
- High Pressure shut-off to automatically shut down water flow at the end of each run
- Rain Sentry irrigation computer
- Hydraulic jacks, stabilizer legs, turntables and guncart lifts
- Dual axle chassis on ST6 models
- Booster Pumps are available on AA, ST3, ST4 & ST5 Models



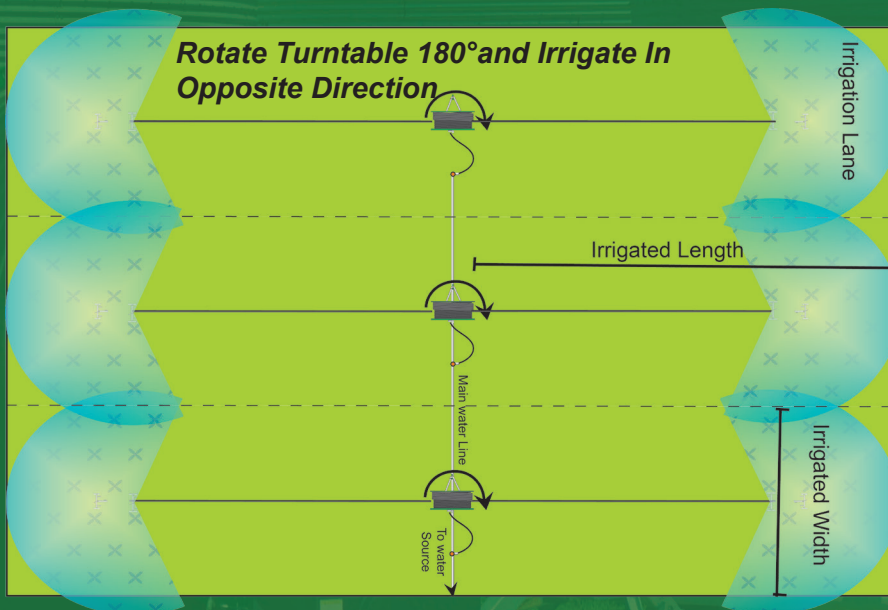
[www.kifco.com](http://www.kifco.com)

## Ag-Rain® Water-Reels® are Built to Last



- Radial inflow turbine motor is extremely efficient and delivers continuous, smooth, quiet power

- Heavy duty chassis & stabilizer legs constructed with high quality steel
- Medium density polyethylene tube with UV inhibitor to prolong tube life
- Drive system has variable speed control for maximum efficiency
- Ball bearing turntable allows for easy rotation of the spool, allowing for irrigation in the opposite direction from a single water supply





## Water Pumps



- Kifco-Caprari centrifugal PTO Pumps are designed to suit most types of irrigation systems.
- Flange Mount & pedestal pumps are available for engine drive units.

## Slurry Pumps



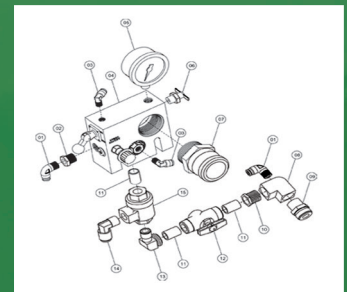
- Kifco offers a wide array of powerful & smooth operating low vibration PTO and engine drive slurry pumps.

## Primary Pumps



- Kifco's rugged, portable primary pumps are supplied on our heavy-duty galvanized skids making them very durable even in prolonged exposure to the elements.
- Primary Pumps can be customized to fit your specific pumping needs.

## Parts



- Kifco offers unmatched parts availability (complete parts detail available at [www.kifco.com](http://www.kifco.com)).



## Kifco® ... Most Trusted Traveling Irrigation Systems Since 1964

- Over 50 years of experience designing, manufacturing and delivering traveling irrigation systems for every application
- Local sales and service through a network of authorized Kifco dealers across North America
- Kifco engineers and customer support technicians provide system design and trouble shooting for all Kifco products

Kifco also offers a smaller line of Water-Reels® for the athletic, turf, equestrian, municipal, commercial and residential markets.



Please contact us or your local Kifco dealer:



700 S. Schrader Ave.  
P.O. Box 290  
Havana, IL 62644  
800-452-7017 Toll Free  
309-543-4425 Phone  
309-543-4945 Fax

Revised Date: 04/15